

2016 NCAA Division 1 Men's Swimming & Diving - 03/23/16 to 03/26/16

Results - Trials - Saturday

Event 16 Men 200 Yard Backstroke

NCAA:	1:36.77	N	03/28/15	Ryan Murphy	California-PC
Championship:	1:36.77	C	03/28/15	Ryan Murphy	California-PC
American:	1:36.77	A	03/28/15	Ryan Murphy	California
U. S. Open:	1:36.77	O	03/28/15	Ryan Murphy	California
Pool:	1:36.81	P	01/01/07	Ryan Lochte	Daytona

Name	Yr	School	Seed Time	Prelim Time
Preliminaries				
1 Murphy, Ryan	JR	California	1:38.35	1:37.80 q
r:+0.60 23.09		48.42 (25.33) 1:13.39 (24.97)	1:37.80 (24.41)	
2 Pebley, Jacob	SR	California	1:38.86	1:39.14 q
r:+0.63 23.29		48.13 (24.84) 1:14.16 (26.03)	1:39.14 (24.98)	
3 Harty, Ryan	FR	Texas	1:40.39	1:39.17 q
r:+0.57 23.30		48.62 (25.32) 1:13.91 (25.29)	1:39.17 (25.26)	
4 Lehane, Sean	SR	Tennessee	1:40.30	1:39.24 q
r:+0.58 23.49		48.80 (25.31) 1:13.76 (24.96)	1:39.24 (25.48)	
5 Stuart, Hennessey	SO	NC State	1:39.58	1:39.38 q
r:+0.57 23.01		48.07 (25.06) 1:13.82 (25.75)	1:39.38 (25.56)	
6 Taylor, Jake	SR	Brigham Young	1:40.60	1:39.42 q
r:+0.55 23.62		48.91 (25.29) 1:14.20 (25.29)	1:39.42 (25.22)	
7 Mulcare, Pat	FR	Southern Cali	1:39.64	1:39.68 q
r:+0.66 23.74		48.58 (24.84) 1:13.85 (25.27)	1:39.68 (25.83)	
8 Oslin, Connor	JR	Alabama	1:40.42	1:39.92 q
r:+0.60 24.12		49.16 (25.04) 1:14.38 (25.22)	1:39.92 (25.54)	
9 Tarasevich, Grigory	JR	Louisville	1:39.28	1:39.96 q
r:+0.58 23.68		49.15 (25.47) 1:14.55 (25.40)	1:39.96 (25.41)	
10 Reid, Christopher	SO	Alabama	1:40.95	1:40.11 q
r:+0.75 23.76		49.22 (25.46) 1:14.69 (25.47)	1:40.11 (25.42)	
11 Shebat, John	FR	Texas	1:42.05	1:40.30 q
r:+0.93 23.29		48.55 (25.26) 1:14.34 (25.79)	1:40.30 (25.96)	
12 Dezwirek, Jeremie	SR	California	1:41.21	1:40.54 q
r:+0.95 23.09		48.28 (25.19) 1:14.18 (25.90)	1:40.54 (26.36)	
13 Owen, Robert	JR	Virginia Tech	1:41.28	1:40.60 q
r:+0.73 23.35		48.23 (24.88) 1:14.19 (25.96)	1:40.60 (26.41)	
14 Griffin, Carter	JR	Missouri	1:41.11	1:40.67 q
r:+0.59 23.70		48.66 (24.96) 1:14.40 (25.74)	1:40.67 (26.27)	
15 Litherland, Jay	SO	Georgia	1:43.36	1:40.70 q
r:+0.95 24.13		49.51 (25.38) 1:14.92 (25.41)	1:40.70 (25.78)	
16 Main, Corey	SR	Florida	1:41.92	1:40.74 q
r:+0.55 24.12		49.96 (25.84) 1:15.39 (25.43)	1:40.74 (25.35)	
17 Maudslien, Thane	JR	Arizona	1:41.13	1:40.75
r:+0.60 23.90		49.53 (25.63) 1:15.13 (25.60)	1:40.75 (25.62)	
18 Patching, Joe	JR	Auburn	1:40.14	1:40.79
r:+0.72 23.42		48.91 (25.49) 1:14.98 (26.07)	1:40.79 (25.81)	
19 Loncar, Anton	SO	Denver	1:40.95	1:41.02
r:+0.61 23.76		49.18 (25.42) 1:14.96 (25.78)	1:41.02 (26.06)	



2016 NCAA Division 1 Men's Swimming & Diving - 03/23/16 to 03/26/16

Results - Trials - Saturday

Preliminaries ... (Event 16 Men 200 Yard Backstroke)

Name	Yr	School	Seed Time	Prelim Time
20 Roberts, Jonathan	SO	Texas	1:42.14	1:41.27
r:+0.78 23.25	48.69 (25.44)	1:14.74 (26.05)	1:41.27 (26.53)	
21 Sanders, Tristan	SO	Michigan	1:41.81	1:41.33
r:+0.69 23.72	49.46 (25.74)	1:15.14 (25.68)	1:41.33 (26.19)	
22 Byrd, Austin	SR	Wisconsin	1:41.69	1:41.40
r:+0.60 23.54	49.34 (25.80)	1:15.53 (26.19)	1:41.40 (25.87)	
23 Greene, Aaron	JR	Louisville	1:40.94	1:41.48
r:+0.59 23.51	48.94 (25.43)	1:14.83 (25.89)	1:41.48 (26.65)	
24 Whitaker, Aaron	SO	Michigan	1:42.35	1:41.50
r:+0.59 23.63	49.05 (25.42)	1:15.75 (26.70)	1:41.50 (25.75)	
25 Tesone, Nolan	SR	Louisville	1:41.66	1:41.55
r:+0.60 24.06	49.07 (25.01)	1:14.95 (25.88)	1:41.55 (26.60)	
26 Conaton, Patrick	SO	Stanford	1:40.85	1:41.80
r:+0.66 23.74	49.36 (25.62)	1:15.61 (26.25)	1:41.80 (26.19)	
27 Glover, Bob	JR	Indiana	1:41.42	1:41.83
r:+0.57 23.71	49.51 (25.80)	1:15.68 (26.17)	1:41.83 (26.15)	
28 Perry, Barkley	JR	Arizona St	1:41.84	1:42.00
r:+0.78 23.79	49.44 (25.65)	1:15.42 (25.98)	1:42.00 (26.58)	
29 Ress, Justin	FR	NC State	1:40.57	1:42.01
r:+0.74 23.96	49.27 (25.31)	1:15.28 (26.01)	1:42.01 (26.73)	
30 Arata, Ryan	SR	Stanford	1:41.66	1:42.08
r:+0.60 23.45	49.01 (25.56)	1:15.18 (26.17)	1:42.08 (26.90)	
31 Balogh, Brennan	FR	Florida	1:43.07	1:42.19
r:+0.53 24.30	50.10 (25.80)	1:15.84 (25.74)	1:42.19 (26.35)	
32 Knox, Jonathan	SO	Southern Cali	1:41.92	1:42.59
r:+0.63 23.63	49.42 (25.79)	1:15.43 (26.01)	1:42.59 (27.16)	
33 Powell, Garrett	SR	Georgia	1:42.55	1:42.87
r:+0.62 24.30	49.76 (25.46)	1:16.02 (26.26)	1:42.87 (26.85)	
34 Blyzinskyj, Jack	JR	Florida	1:41.96	1:43.00
r:+0.61 24.09	50.11 (26.02)	1:16.91 (26.80)	1:43.00 (26.09)	
35 Green, Connor	SO	California	1:43.29	1:43.04
r:+0.56 24.12	49.67 (25.55)	1:16.17 (26.50)	1:43.04 (26.87)	
36 Dudzinski, Kyle	SR	Michigan	1:43.86	1:43.33
r:+0.69 24.21	50.09 (25.88)	1:16.45 (26.36)	1:43.33 (26.88)	
37 Graesser, Nic	SR	UNC	1:40.83	1:43.41
r:+0.78 23.79	49.80 (26.01)	1:16.64 (26.84)	1:43.41 (26.77)	
38 Mangan, Jack	JR	Michigan	1:44.58	1:43.52
r:+0.77 23.80	49.55 (25.75)	1:16.16 (26.61)	1:43.52 (27.36)	
39 Williamson, Max	JR	Stanford	1:45.09	1:43.93
r:+0.75 24.55	50.25 (25.70)	1:16.73 (26.48)	1:43.93 (27.20)	
40 Lebed, Alex	FR	Florida	1:45.86	1:45.16
r:+0.68 25.40	51.94 (26.54)	1:18.43 (26.49)	1:45.16 (26.73)	
41 Bonetti, Brock	SO	Texas A&M	1:42.75	1:45.54
r:+0.70 23.54	49.28 (25.74)	1:17.15 (27.87)	1:45.54 (28.39)	
42 Stewart, Sam	FR	Auburn	1:46.10	1:47.64
r:+0.60 25.13	51.67 (26.54)	1:19.65 (27.98)	1:47.64 (27.99)	



2016 NCAA Division 1 Men's Swimming & Diving - 03/23/16 to 03/26/16

Results - Trials - Saturday


Preliminaries ... (Event 16 Men 200 Yard Backstroke)

Name	Yr	School	Seed Time	Prelim Time
--- Rysemus, Logan Declared false start	JR	LSU	1:45.19	DFS
--- Dale, Taylor Declared false start	JR	Georgia	1:41.38	DFS
--- Pinfold, Brett Declared false start	JR	Wisconsin	1:42.38	DFS

Event 17 Men 100 Yard Freestyle

NCAA:	40.76	N	03/30/13	Vlad Morozov	S California
Championship:	40.76	C	03/30/13	Vladimir Morozov	S California
American:	41.07	A	02/20/16	Caeleb Dressel	Florida
U. S. Open:	40.76	O	03/30/13	Vlad Morozov	S California
Pool:	41.54	P	03/26/16	Caeleb Dressel	NC State-NC

Name	Yr	School	Seed Time	Prelim Time
Preliminaries				
1 Bilis, Simonas r:+0.69 19.79	SR	NC State	41.76	41.59 q
2 Dressel, Caeleb r:+0.66 20.07	SO	Florida	41.07	41.73 q
3 Gkolomeev, Kristian r:+0.71 19.88	JR	Alabama	42.67	41.76 q
4 Held, Ryan r:+0.67 19.93	SO	NC State	41.69	41.78 q
5 Chadwick, Michael r:+0.67 20.09	JR	Missouri	41.89	41.94 q
6 Murray, John r:+0.63 20.19	SR	Texas	42.42	42.32 q
7 Trice, Michael r:+0.69 20.19	SR	Georgia	43.01	42.35 q
8 Ringgold, Brett r:+0.72 20.13	SO	Texas	42.04	42.36 q
9 Perry, Sam r:+0.57 20.00	SO	Stanford	42.72	42.37 q
10 Bams, Laurent r:+0.68 20.41	SO	Alabama	42.71	42.39 q
11 Tribuntsov, Ralf r:+0.71 20.30	SO	Southern Cali	42.81	42.51 q
12 Koski, Matias r:+0.69 20.40	SR	Georgia	42.74	42.56 q
13 Pieroni, Blake r:+0.66 20.21	SO	Indiana	42.27	42.58 q
14 Nielsen, Anders r:+0.69 20.43	SR	Michigan	43.12	42.64 q
*15 Ellis, Matt r:+0.69 20.48	SR	Texas	42.82	42.67 q



2016 NCAA Division 1 Men's Swimming & Diving - 03/23/16 to 03/26/16

Results - Trials - Saturday

Preliminaries ... (Event 17 Men 100 Yard Freestyle)

Name	Yr	School	Seed Time	Prelim Time	
*15 Tavcar, Anze	JR	Indiana	42.58	42.67	q
r:+0.72 20.53		42.67 (22.14)			
17 Lynch, Justin	SO	California	42.71	42.78	
r:+0.66 20.71		42.78 (22.07)			
18 Clifton, Cannon	JR	Wisconsin	42.67	42.84	
r:+0.69 20.39		42.84 (22.45)			
19 Powers, Paul	SO	Michigan	42.73	42.91	
r:+0.64 20.46		42.91 (22.45)			
20 Holoda, Peter	SO	Auburn	42.23	42.96	
r:+0.68 20.41		42.96 (22.55)			
21 Khalafalla, Ali	SO	Indiana	42.73	43.03	
r:+0.65 20.53		43.03 (22.50)			
22 Schultz, Eric	SR	Penn	42.83	43.05	
r:+0.66 20.18		43.05 (22.87)			
23 Bohus, Richard	JR	Arizona St	43.09	43.18	
r:+0.69					
24 Darmody, Kyle	JR	Auburn	43.05	43.21	
r:+0.68 20.59		43.21 (22.62)			
25 Sikatzki, Philipp	JR	Cleveland St	43.22	43.24	
r:+0.71 20.82		43.24 (22.42)			
26 Bonk, Joe	JR	NC State	42.53	43.27	
r:+0.70 20.64		43.27 (22.63)			
27 Hammoud, Youssef	SR	Georgia Tech	42.92	43.30	
r:+0.70 20.65		43.30 (22.65)			
28 Linge, Alex	SR	LSU	43.16	43.31	
r:+0.70 20.74		43.31 (22.57)			
29 Jackson, Tate	FR	Texas	42.91	43.33	
r:+0.77 20.44		43.33 (22.89)			
30 Richmond, Renny	JR	Arizona	42.78	43.34	
r:+0.64 20.82		43.34 (22.52)			
31 Bureau, Lucas	SR	Virginia Tech	43.67	43.47	
r:+0.67 20.84		43.47 (22.63)			
32 D'Alessandro, Teo	SR	Princeton	44.26	43.48	
r:+0.65 20.83		43.48 (22.65)			
*33 Virva, Dillon	SR	UNLV	43.54	43.50	
r:+0.66					
*33 Werner, Pawel	SR	Florida	44.01	43.50	
r:+0.68 20.85		43.50 (22.65)			
35 Apple, Zach	FR	Auburn	43.47	43.54	
r:+0.67 20.79		43.54 (22.75)			
36 Lile, Nathan	SR	Gardner-Webb	43.05	43.55	
r:+0.67 20.59		43.55 (22.96)			
37 Sorenson, Payton	SO	Brigham Young	42.86	43.57	
r:+0.72 20.40		43.57 (23.17)			
38 Plaschka, Justin	SO	Notre Dame	43.05	43.58	
r:+0.61 20.44		43.58 (23.14)			



2016 NCAA Division 1 Men's Swimming & Diving - 03/23/16 to 03/26/16

Results - Trials - Saturday

Preliminaries ... (Event 17 Men 100 Yard Freestyle)

Name	Yr School	Seed Time	Prelim Time
39 Marsh, Andrew r:+0.66 20.85	SR West Virginia 43.64 (22.79)	42.77	43.64
40 Becker, Bowen r:+0.67 21.05	FR Minnesota 43.66 (22.61)	43.43	43.66
41 Samouilich, Yuri r:+0.75 21.19	JR Hawaii 43.83 (22.64)	43.35	43.83
42 Robrock, Kyle r:+0.71 20.84	JR Denver 43.86 (23.02)	43.35	43.86
43 Henry, Andrew r:+0.64 20.93	SR Eastern Mich 43.89 (22.96)	43.34	43.89
44 Malone, Reed r:+0.68 20.97	JR Southern Cali 43.94 (22.97)	43.25	43.94
45 Coan, Kyle r:+0.62 20.89	SO California 44.21 (23.32)	43.42	44.21
46 Peek, James r:+0.73 21.01	JR Duke 44.22 (23.21)	43.53	44.22
47 Duvall, Thomas r:+0.74 21.29	SR U S Navy 44.69 (23.40)	44.13	44.69
--- Walsh, Brett Declared false start	SR Alabama	43.90	DFS
--- Williams, Trent Declared false start	SR California	43.97	DFS
--- Andrew, Mark Declared false start	FR Penn	43.71	DFS
--- Schreuders, Mikel Declared false start	FR Missouri	43.80	DFS
--- Dahl, Soeren Declared false start	JR NC State	42.85	DFS
--- Duskinas, Tadas Declared false start	JR Arizona St	43.33	DFS
--- Decoursey, Kyle Declared false start	FR Tennessee	43.26	DFS
--- Coutinho, Pedro Declared false start	SR Louisville	44.10	DFS
--- Lindenbauer, Matthias Declared false start	JR Louisville	43.51	DFS
--- Schiellerup, Andreas Declared false start	JR NC State	43.22	DFS




2016 NCAA Division 1 Men's Swimming & Diving - 03/23/16 to 03/26/16

Results - Trials - Saturday

Event 18 Men 200 Yard Breaststroke

NCAA:	1:48.66	N	03/29/14	Kevin Cordes	Arizona
Championship:	1:48.66	C	03/29/14	Kevin Cordes	Arizona
American:	1:48.66	A	03/29/14	Kevin Cordes	Arizona
U. S. Open:	1:48.66	O	03/29/14	Kevin Cordes	Arizona
Pool:	1:49.43	P	03/26/16	Will Licon	Texas-ST

Name	Yr	School	Seed Time	Prelim Time
Preliminaries				
1 Licon, Will	JR	Texas	1:50.47	1:49.43 P q
r:+0.71 25.09		52.84 (27.75)	1:20.92 (28.08)	1:49.43 (28.51)
2 Prenot, Josh	SR	California	1:51.75	1:51.45 q
r:+0.69 25.34		53.21 (27.87)	1:21.83 (28.62)	1:51.45 (29.62)
3 McKee, Anton	JR	Alabama	1:53.00	1:52.53 q
r:+0.69 25.45		54.19 (28.74)	1:23.07 (28.88)	1:52.53 (29.46)
4 Fiala, Brandon	JR	Virginia Tech	1:52.87	1:52.82 q
r:+0.66 25.11		53.62 (28.51)	1:22.70 (29.08)	1:52.82 (30.12)
5 Schwingenschlogl, Fabian	JR	Missouri	1:53.64	1:53.31 q
r:+0.68 25.29		54.01 (28.72)	1:23.42 (29.41)	1:53.31 (29.89)
6 Kaeser, Yannick	SR	Virginia	1:53.41	1:53.96 q
r:+0.78 25.70		54.69 (28.99)	1:24.05 (29.36)	1:53.96 (29.91)
7 Claverie, Carlos	SO	Louisville	1:53.58	1:54.04 q
r:+0.71 25.94		55.12 (29.18)	1:25.08 (29.96)	1:54.04 (28.96)
8 Kurz, Tanner	SR	Indiana	1:54.19	1:54.29 q
r:+0.75 25.42		54.00 (28.58)	1:23.48 (29.48)	1:54.29 (30.81)
9 Taylor, Cody	SO	Indiana	1:52.70	1:54.39 q
r:+0.71 26.11		55.02 (28.91)	1:24.14 (29.12)	1:54.39 (30.25)
10 Stumph, Steven	JR	Southern Cali	1:53.61	1:54.62 q
r:+0.71 26.04		54.55 (28.51)	1:24.09 (29.54)	1:54.62 (30.53)
11 Vissering, Carsten	FR	Southern Cali	1:54.09	1:54.73 q
r:+0.70 26.32		55.58 (29.26)	1:25.27 (29.69)	1:54.73 (29.46)
12 Castillo Luna, Mauro	SO	Texas A&M	1:54.64	1:55.11 q
r:+0.66 25.98		55.37 (29.39)	1:25.02 (29.65)	1:55.11 (30.09)
13 Evdokimov, Alex	SO	Cornell	1:53.56	1:55.17 q
r:+0.65 26.27		55.76 (29.49)	1:25.29 (29.53)	1:55.17 (29.88)
14 Hoppe, Connor	SO	California	1:55.23	1:55.35 q
r:+0.67 25.97		55.57 (29.60)	1:26.08 (30.51)	1:55.35 (29.27)
15 Trussov, Roman	SR	Iowa	1:56.18	1:55.36 q
r:+0.66 25.44		54.48 (29.04)	1:24.20 (29.72)	1:55.36 (31.16)
16 Macdonald, DJ	SR	Ohio St	1:54.75	1:55.58 q
r:+0.72 26.21		56.21 (30.00)	1:25.87 (29.66)	1:55.58 (29.71)
17 Osvath, Artur	FR	Missouri State	1:55.04	1:55.59
r:+0.65 26.19		55.40 (29.21)	1:25.16 (29.76)	1:55.59 (30.43)
18 Coombs, Jason	JR	Florida St	1:54.96	1:55.63
r:+0.66 25.51		54.67 (29.16)	1:24.66 (29.99)	1:55.63 (30.97)
19 Browne, Ethan	FR	Tennessee	1:54.08	1:55.74
r:+0.65 26.53		55.60 (29.07)	1:25.59 (29.99)	1:55.74 (30.15)



2016 NCAA Division 1 Men's Swimming & Diving - 03/23/16 to 03/26/16

Results - Trials - Saturday

Preliminaries ... (Event 18 Men 200 Yard Breaststroke)

Name	Yr	School	Seed Time	Prelim Time
20 McNamara, Shane r:+0.71 26.28	SO	Harvard	1:55.39 1:55.98 (30.57)	1:55.98
21 Romanov, Pasha r:+0.67 25.65	JR	Alabama	1:57.21 1:56.08 (30.37)	1:56.08
22 Cobleigh, Hunter r:+0.63 26.33	JR	California	1:55.34 1:56.15 (29.85)	1:56.15
23 Guest, James r:+0.65 26.03	FR	Georgia	1:54.64 1:56.26 (30.42)	1:56.26
24 Kimpel, Alexander r:+0.69 26.23	SO	Georgia Tech	1:54.91 1:56.37 (30.52)	1:56.37
25 Lorenz, Christian r:+0.82 26.05	SO	Arizona St	1:54.10 1:56.42 (30.43)	1:56.42
26 McHugh, Conner r:+0.73 26.12	SO	Minnesota	1:54.08 1:56.51 (30.88)	1:56.51
27 Maly, Jakub r:+0.73 26.10	JR	Minnesota	1:55.91 1:56.58 (30.82)	1:56.58
28 Groters, Jordy r:+0.65 26.22	SO	Missouri	1:56.84 1:56.60 (30.33)	1:56.60
29 Greenhalgh, George r:+0.67 26.06	SR	Kentucky	1:55.98 1:56.67 (30.87)	1:56.67
30 Crosby, Gage r:+0.73 26.09	JR	Arizona	1:55.31 1:56.73 (30.93)	1:56.73
31 Nowicki, Devon r:+0.65 26.22	FR	Oakland	1:55.66 1:57.53 (31.06)	1:57.53
32 Sand, Carson r:+0.69 26.18	FR	California	1:54.92 1:57.89 (31.09)	1:57.89
33 Duderstadt, Michael r:+0.67 26.37	JR	Auburn	1:53.50 1:58.00 (31.83)	1:58.00
34 Anderson, Matt r:+0.70 26.19	FR	Stanford	1:54.77 1:58.19 (31.28)	1:58.19
35 Barnosky, Michael r:+0.71 25.70	SR	Air Force	1:56.30 1:58.31 (32.11)	1:58.31
36 Ogren, Curtis r:+0.72 26.15	SO	Stanford	1:57.07 1:58.57 (31.29)	1:58.57
37 Hren, Derek r:+0.68 26.63	JR	NC State	1:57.56 1:58.90 (31.36)	1:58.90
38 Bish, Blair r:+0.72 25.75	FR	Arizona	1:56.23 1:58.95 (31.16)	1:58.95
39 Mapel, Eddie r:+0.83 26.27	JR	Missouri	1:55.86 1:59.03 (32.14)	1:59.03
40 Finnerty, Ian r:+0.76 26.12	FR	Indiana	1:54.43 1:59.06 (32.18)	1:59.06
41 Cono, Benjamin r:+0.73 26.10	SO	Loyola (MD)	1:55.70 1:59.68 (32.33)	1:59.68
--- Wich-Glasen, Nils r:+0.70 25.45	SO	South Carolina	1:53.94 DQ (29.83)	DQ



2016 NCAA Division 1 Men's Swimming & Diving - 03/23/16 to 03/26/16

Results - Trials - Saturday


Preliminaries ... (Event 18 Men 200 Yard Breaststroke)

Name	Yr	School	Seed Time	Prelim Time
--- Kropp, Peter	JR	Duke	1:57.75	DQ
r:+0.67 25.80		54.92 (29.12) 1:24.95 (30.03)	DQ (31.40)	

Event 19 Men 200 Yard Butterfly

NCAA:	1:39.33	N	03/29/14	Dylan Bosch	Michigan
Championship:	1:39.33	C	03/29/14	Dylan Bosch	Michigan
American:	1:39.31	A	02/25/15	Jack Conger	Texas
U. S. Open:	1:39.31	O	02/25/15	Jack Conger	Texas
Pool:	1:40.04	P	03/26/16	Jack Conger	Texas-ST

Name	Yr	School	Seed Time	Prelim Time
Preliminaries				
1 Conger, Jack	JR	Texas	1:40.57	1:40.04 P q
r:+0.69 22.33		47.82 (25.49) 1:13.65 (25.83)	1:40.04 (26.39)	
2 Bosch, Dylan	SR	Michigan	1:40.86	1:40.70 q
r:+0.66 22.23		47.36 (25.13) 1:13.47 (26.11)	1:40.70 (27.23)	
3 Schooling, Joseph	SO	Texas	1:40.48	1:41.16 q
r:+0.60 22.77		48.92 (26.15) 1:15.07 (26.15)	1:41.16 (26.09)	
4 Seliskar, Andrew	FR	California	1:41.53	1:41.29 q
r:+0.66 23.09		48.61 (25.52) 1:15.01 (26.40)	1:41.29 (26.28)	
5 Bentz, Gunnar	SO	Georgia	1:41.56	1:41.57 q
r:+0.73 22.69		48.62 (25.93) 1:14.80 (26.18)	1:41.57 (26.77)	
6 McCurdy, Christian	SR	NC State	1:41.42	1:41.59 q
r:+0.69 22.58		48.22 (25.64) 1:14.27 (26.05)	1:41.59 (27.32)	
7 Morris, Hugo	SO	Auburn	1:40.59	1:41.64 q
r:+0.64 22.53		48.18 (25.65) 1:14.49 (26.31)	1:41.64 (27.15)	
8 Clark, Pace	JR	Georgia	1:40.66	1:42.07 q
r:+0.63 22.85		48.78 (25.93) 1:14.99 (26.21)	1:42.07 (27.08)	
9 Switkowski, Jan	SO	Florida	1:41.98	1:42.26 q
r:+0.66 22.50		48.35 (25.85) 1:14.91 (26.56)	1:42.26 (27.35)	
10 Wright, Justin	SO	Arizona	1:41.76	1:42.28 q
r:+0.56 23.49		49.49 (26.00) 1:16.07 (26.58)	1:42.28 (26.21)	
11 Lanza, Vinicius	FR	Indiana	1:42.38	1:42.51 q
r:+0.72 23.25		48.99 (25.74) 1:15.55 (26.56)	1:42.51 (26.96)	
12 Mendes, Arthur	SR	Auburn	1:42.02	1:42.58 q
r:+0.66 22.72		48.51 (25.79) 1:14.75 (26.24)	1:42.58 (27.83)	
*13 Umbach, Gray	SR	Stanford	1:42.41	1:42.83 q
r:+0.75 23.79		49.81 (26.02) 1:15.46 (25.65)	1:42.83 (27.37)	
*13 Park, Patrick	SO	Arizona St	1:43.32	1:42.83 q
r:+0.68 22.76		48.86 (26.10) 1:15.16 (26.30)	1:42.83 (27.67)	
15 White, Evan	SO	Michigan	1:42.36	1:42.92 q
r:+0.68 23.37		49.18 (25.81) 1:15.42 (26.24)	1:42.92 (27.50)	
16 Litherland, Mick	SO	Georgia	1:43.35	1:42.98 q
r:+0.70 23.62		49.73 (26.11) 1:16.28 (26.55)	1:42.98 (26.70)	
17 Mathews, Reed	SR	Old Dominion	1:43.04	1:43.29
r:+0.69 23.00		49.58 (26.58) 1:16.35 (26.77)	1:43.29 (26.94)	



2016 NCAA Division 1 Men's Swimming & Diving - 03/23/16 to 03/26/16

Results - Trials - Saturday

Preliminaries ... (Event 19 Men 200 Yard Butterfly)

Name	Yr	School	Seed Time	Prelim Time
18 Szabo, Norbert	FR	Virginia Tech	1:43.60	1:43.37
r:+0.66 22.51		48.77 (26.26) 1:15.80 (27.03)	1:43.37 (27.57)	
19 Gutierrez, Long	JR	California	1:43.02	1:43.48
r:+0.66 22.17		47.73 (25.56) 1:14.38 (26.65)	1:43.48 (29.10)	
20 Glass, Will	JR	Texas	1:43.91	1:43.70
r:+0.70 22.75		49.04 (26.29) 1:15.69 (26.65)	1:43.70 (28.01)	
21 Valente, Alex	FR	Southern Cali	1:45.33	1:43.79
r:+0.64 22.71		48.98 (26.27) 1:16.15 (27.17)	1:43.79 (27.64)	
22 Szaraneck, Mark	SO	Florida	1:42.83	1:43.91
r:+0.68 23.06		49.15 (26.09) 1:16.07 (26.92)	1:43.91 (27.84)	
23 Harting, Zach	FR	Louisville	1:42.95	1:43.95
r:+0.66 23.42		49.88 (26.46) 1:16.17 (26.29)	1:43.95 (27.78)	
24 Brooks, Powell	SO	Georgia	1:42.90	1:44.13
r:+0.71 23.57		50.11 (26.54) 1:16.84 (26.73)	1:44.13 (27.29)	
25 Stewart, Ty	SR	Georgia	1:44.02	1:44.18
r:+0.64 23.45		50.00 (26.55) 1:17.23 (27.23)	1:44.18 (26.95)	
*26 Fong, Zachary	FR	Virginia	1:43.43	1:44.20
r:+0.72 23.22		49.74 (26.52) 1:16.62 (26.88)	1:44.20 (27.58)	
*26 Yoder, Jimmy	JR	Stanford	1:42.41	1:44.20
r:+0.70 23.09		49.44 (26.35) 1:16.82 (27.38)	1:44.20 (27.38)	
28 Manganiello, Austin	SR	Florida	1:42.96	1:44.21
r:+0.63 23.11		49.50 (26.39) 1:16.47 (26.97)	1:44.21 (27.74)	
29 Thorne, Nick	SO	Arizona	1:44.47	1:44.25
r:+0.73 23.33		49.89 (26.56) 1:16.93 (27.04)	1:44.25 (27.32)	
30 McHugh, Sam	SO	Tennessee	1:45.07	1:44.34
r:+0.66 23.49		49.90 (26.41) 1:16.81 (26.91)	1:44.34 (27.53)	
31 Irwin, Max	JR	Indiana	1:43.71	1:44.50
r:+0.71 22.81		48.93 (26.12) 1:16.10 (27.17)	1:44.50 (28.40)	
32 Thomas, Michael	FR	California	1:43.49	1:44.69
r:+0.73 22.96		48.97 (26.01) 1:16.49 (27.52)	1:44.69 (28.20)	
33 Snyder, Austin	SR	NC State	1:44.43	1:45.04
r:+0.71 23.64		50.46 (26.82) 1:17.85 (27.39)	1:45.04 (27.19)	
34 Martens, John	SR	Texas	1:44.44	1:45.06
r:+0.68 23.63		50.95 (27.32) 1:17.40 (26.45)	1:45.06 (27.66)	
35 Lim, Ching	SO	Ohio St	1:43.55	1:45.35
r:+0.67 23.49		50.39 (26.90) 1:17.60 (27.21)	1:45.35 (27.75)	
36 Colley, Ben	SR	UNC	1:43.55	1:45.45
r:+0.71 23.39		49.79 (26.40) 1:16.66 (26.87)	1:45.45 (28.79)	
37 Okubo, Corey	SO	Princeton	1:44.18	1:45.60
r:+0.58 23.37		49.92 (26.55) 1:18.12 (28.20)	1:45.60 (27.48)	
38 DeVine, Abraham	FR	Stanford	1:44.77	1:46.10
r:+0.68 24.12		50.68 (26.56) 1:17.74 (27.06)	1:46.10 (28.36)	
39 Higgins, Kyle	JR	Kentucky	1:43.65	1:46.16
r:+0.67 23.11		49.80 (26.69) 1:17.48 (27.68)	1:46.16 (28.68)	
40 Liang, Andrew	SO	Stanford	1:46.00	1:46.68
r:+0.61 24.17		50.29 (26.12) 1:18.35 (28.06)	1:46.68 (28.33)	



2016 NCAA Division 1 Men's Swimming & Diving - 03/23/16 to 03/26/16

Results - Trials - Saturday

Preliminaries ... (Event 19 Men 200 Yard Butterfly)

Name	Yr	School	Seed Time	Prelim Time
41 Martinez, Luis	SO	Auburn	1:44.72	1:47.21
r:+0.66 23.33	49.93 (26.60)	1:17.43 (27.50)	1:47.21 (29.78)	
--- Holter, Maxwell	FR	Texas	1:43.33	DQ
r:+0.77 23.22	49.52 (26.30)	1:16.69 (27.17)	DQ (27.85)	
--- Brumm, Pete	SR	Michigan	1:43.72	DFS
Declared false start				


Event 21 Men 400 Yard Freestyle Relay

NCAA:	2:46.03	N	02/21/09	Auburn	J Andkjaer, G Louw, K Norys, M Targett
Championship:	2:46.56	C	03/17/07	Auburn	J Andkjaer, C Cielo, M Targett, B Lundquist
American:	2:47.02	A	03/28/09	Texas	J Feigen, R Berens, P Jameson, D Walters
U. S. Open:	2:46.03	O	02/21/09	Auburn	J Andkjaer, G Louw, K Norys, M Targett
Pool:	2:47.36	P	03/26/16	NC State	R Held, S Bilis, A Schiellerup, S Dahl

Team	Relay	Seed Time	Prelim Time
------	-------	-----------	-------------

Preliminaries

1 NC State	2:48.52	2:47.36 P q	
1) Held, Ryan SO	2) r:0.33 Bilis, Simonas SR	3) r:0.36 Schiellerup, Andreas JR	4) r:0.29 Dahl, Soeren JR
r:+0.73 20.05	41.79 (41.79)	1:01.15 (19.36)	1:22.55 (40.76)
1:42.75 (20.20)	2:05.27 (42.72)	2:25.00 (19.73)	2:47.36 (42.09)
2 Florida	2:50.30	2:48.70 q	
1) Dressel, Caeleb SO	2) r:0.28 Switkowski, Jan SO	3) r:0.30 Szaraneck, Mark SO	4) r:0.18 Main, Corey SR
r:+0.72 19.82	41.54 (41.54)	1:01.66 (20.12)	1:23.79 (42.25)
1:44.01 (20.22)	2:06.56 (42.77)	2:26.79 (20.23)	2:48.70 (42.14)
3 California	2:50.72	2:49.67 q	
1) Lynch, Justin SO	2) r:0.07 Williams, Trent SR	3) r:0.23 Messerschmidt, Tyler SR	4) r:0.37 Murphy, Ryan JR
r:+0.68 20.72	42.83 (42.83)	1:02.89 (20.06)	1:25.08 (42.25)
1:45.30 (20.22)	2:07.98 (42.90)	2:28.33 (20.35)	2:49.67 (41.69)
4 Indiana	2:50.51	2:50.10 q	
1) Tavcar, Anze JR	2) r:0.40 Khalafalla, Ali SO	3) r:0.29 Lorentz, Sam JR	4) r:0.26 Pieroni, Blake SO
r:+0.75 20.43	42.59 (42.59)	1:02.54 (19.95)	1:24.81 (42.22)
1:45.21 (20.40)	2:08.19 (43.38)	2:28.10 (19.91)	2:50.10 (41.91)
5 Auburn	2:48.64	2:51.01 q	
1) Molacek, Jacob SO	2) r:0.38 Darmody, Kyle JR	3) r:0.25 Patching, Joe JR	4) r:0.19 Holoda, Peter SO
r:+0.65 20.49	43.29 (43.29)	1:03.31 (20.02)	1:25.83 (42.54)
1:46.44 (20.61)	2:08.89 (43.06)	2:28.64 (19.75)	2:51.01 (42.12)
6 Georgia	2:51.37	2:51.29 q	
1) Trice, Michael SR	2) r:0.27 Dale, Taylor JR	3) r:0.19 Bentz, Gunnar SO	4) r:0.36 Koski, Matias SR
r:+0.66 20.49	43.52 (43.52)	1:03.97 (20.45)	1:26.46 (42.94)
1:46.85 (20.39)	2:09.20 (42.74)	2:29.54 (20.34)	2:51.29 (42.09)




2016 NCAA Division 1 Men's Swimming & Diving - 03/23/16 to 03/26/16

Results - Trials - Saturday

Preliminaries ... (Event 21 Men 400 Yard Freestyle Relay)

Team	Relay	Seed Time	Prelim Time
7 Alabama		2:51.31	2:51.30 q
1) Gray, Alex JR	2) r:0.14 Walsh, Brett SR	3) r:0.36 Howard, Robert FR	4) r:0.37 Gkolomeev, Kristian JR
r:+0.64 20.61	44.02 (44.02)	1:04.22 (20.20)	1:27.05 (43.03)
1:47.00 (19.95)	2:09.54 (42.49)	2:29.47 (19.93)	2:51.30 (41.76)
8 Texas		2:50.03	2:51.40 q
1) Haas, Townley FR	2) r:0.35 Ellis, Matt SR	3) r:0.46 Jackson, Tate FR	4) r:0.43 Murray, John SR
r:+0.72 20.40	42.43 (42.43)	1:03.45 (21.02)	1:25.72 (43.29)
1:46.14 (20.42)	2:08.92 (43.20)	2:29.13 (20.21)	2:51.40 (42.48)
9 Louisville		2:53.43	2:51.47 q
1) Lindenbauer, Matthias JR	2) r:0.30 Tarasevich, Grigory JR	3) r:0.25 Carroll, Trevor JR	4) r:0.17 Boland, David JR
r:+0.69 20.67	43.12 (43.12)	1:03.37 (20.25)	1:25.60 (42.48)
1:45.55 (19.95)	2:07.92 (42.32)	2:28.46 (20.54)	2:51.47 (43.55)
10 Stanford		2:52.04	2:51.93 q
1) Perry, Sam SO	2) r:0.15 Garnier, Jeff SR	3) r:0.16 DeShon, Spencer JR	4) r:0.22 Duggan, Sean SR
r:+0.60 20.40	42.68 (42.68)	1:02.85 (20.17)	1:25.69 (43.01)
1:45.97 (20.28)	2:08.64 (42.95)	2:29.06 (20.42)	2:51.93 (43.29)
11 Tennessee		2:54.13	2:52.22 q
1) Decoursey, Kyle FR	2) r:0.26 Aberg Lejdstrom, Gustav	3) r:0.09 Coetzee, Ryan SO	4) r:0.29 Lehane, Sean SR
r:+0.71 20.80	43.24 (43.24)	1:03.62 (20.38)	1:26.32 (43.08)
1:46.41 (20.09)	2:09.31 (42.99)	2:29.66 (20.35)	2:52.22 (42.91)
12 Michigan		2:51.43	2:52.40 q
1) Powers, Paul SO	2) r:0.23 Nielsen, Anders SR	3) r:0.31 Brumm, Pete SR	4) r:0.04 Sanders, Tristan SO
r:+0.65 20.62	43.58 (43.58)	1:03.69 (20.11)	1:26.20 (42.62)
1:46.37 (20.17)	2:09.32 (43.12)	2:29.59 (20.27)	2:52.40 (43.08)
13 Missouri		2:52.05	2:52.52 q
1) Chadwick, Michael JR	2) r:0.32 Schreuders, Mikel FR	3) r:0.22 Margritier, Matthew SR	4) r:0.20 Sansoucie, Andrew JR
r:+0.71 20.52	42.34 (42.34)	1:02.87 (20.53)	1:25.62 (43.28)
1:46.00 (20.38)	2:08.85 (43.23)	2:29.76 (20.91)	2:52.52 (43.67)
14 Wisconsin		2:52.69	2:52.59 q
1) Clifton, Cannon JR	2) r:0.18 Pinfold, Brett JR	3) r:0.14 Stack, Ryan SO	4) r:0.35 Barsanti, Ryan JR
r:+0.69 20.41	42.71 (42.71)	1:03.12 (20.41)	1:25.71 (43.00)
1:46.27 (20.56)	2:09.11 (43.40)	2:29.65 (20.54)	2:52.59 (43.48)
15 Arizona		2:53.08	2:52.64 q
1) Richmond, Renny JR	2) r:0.07 Dobbs, Chatham FR	3) r:0.16 Maudslien, Thane JR	4) r:0.24 Jones, Parks FR
r:+0.70 20.58	43.39 (43.39)	1:03.49 (20.10)	1:26.08 (42.69)
1:46.59 (20.51)	2:08.99 (42.91)	2:29.69 (20.70)	2:52.64 (43.65)
16 Southern Cali		2:52.49	2:52.79 q
1) Tribuntsov, Ralf SO	2) r:0.16 Mulcare, Pat FR	3) r:0.27 Morgan, David JR	4) r:0.25 Malone, Reed JR
r:+0.71 20.29	42.80 (42.80)	1:03.03 (20.23)	1:25.76 (42.96)
1:46.21 (20.45)	2:09.47 (43.71)	2:30.07 (20.60)	2:52.79 (43.32)
17 Ohio St		2:52.03	2:52.81
1) Appleby, Andrew JR	2) r:0.29 McHugh, Matt JR	3) r:0.12 Chavez, Mossimo FR	4) r:0.36 Musteriat, Kevin SO
r:+0.85 20.77	43.57 (43.57)	1:03.68 (20.11)	1:26.50 (42.93)
1:46.76 (20.26)	2:09.92 (43.42)	2:30.36 (20.44)	2:52.81 (42.89)



2016 NCAA Division 1 Men's Swimming & Diving - 03/23/16 to 03/26/16

Results - Trials - Saturday

Preliminaries ... (Event 21 Men 400 Yard Freestyle Relay)

Team	Relay	Seed Time	Prelim Time
18 Princeton		2:52.06	2:53.18
1) Hu-Van Wright, En-wei JR	2) r:0.00 Bole, Sandy SR	3) r:0.03 Mackrel, Julian JR	4) r:0.28 Schafer, Ben SO
r:+0.73 20.73	43.38 (43.38)	1:03.34 (19.96)	1:26.37 (42.99)
1:46.48 (20.11)	2:09.80 (43.43)	2:30.41 (20.61)	2:53.18 (43.38)
19 Arizona St		2:52.36	2:53.36
1) Bohus, Richard JR	2) r:0.38 Duskinas, Tadas JR	3) r:0.38 Martins, Thomaz JR	4) r:0.24 Perry, Barkley JR
r:+0.68 20.66	42.96 (42.96)	1:03.39 (20.43)	1:26.44 (43.48)
1:47.20 (20.76)	2:09.81 (43.37)	2:30.45 (20.64)	2:53.36 (43.55)
20 Notre Dame		2:52.18	2:53.72
1) Plaschka, Justin SO	2) r:0.26 Speers, Daniel FR	3) r:0.07 Afrik, Tabahn FR	4) r:0.30 Jackson, Trent JR
r:+0.62 20.57	43.34 (43.34)	1:04.08 (20.74)	1:26.83 (43.49)
1:46.87 (20.04)	2:09.97 (43.14)	2:30.57 (20.60)	2:53.72 (43.75)
21 Minnesota		2:53.32	2:54.52
1) Fair, Paul JR	2) r:0.26 Becker, Bowen FR	3) r:0.08 Turner, Daryl JR	4) r:0.24 Busch, Noah JR
r:+0.72 20.68	43.63 (43.63)	1:03.90 (20.27)	1:26.92 (43.29)
1:47.11 (20.19)	2:10.58 (43.66)	2:31.44 (20.86)	2:54.52 (43.94)
22 UNC		2:53.12	2:54.78
1) Lewis, Sam SR	2) r:0.26 Graesser, Nic SR	3) r:0.15 Heck, Logan SR	4) r:0.00 Popp, Lucas JR
r:+0.58 21.00	43.89 (43.89)	1:04.39 (20.50)	1:27.49 (43.60)
1:47.99 (20.50)	2:10.86 (43.37)	2:31.08 (20.22)	2:54.78 (43.92)
23 Penn		2:53.10	2:56.07
1) Schultz, Eric SR	2) r:0.11 Dillinger, Thomas FR	3) r:0.20 Andrew, Mark FR	4) r:0.31 Su, Kevin JR
r:+0.68 20.50	43.13 (43.13)	1:03.60 (20.47)	1:27.26 (44.13)
1:47.99 (20.73)	2:11.52 (44.26)	2:32.62 (21.10)	2:56.07 (44.55)

